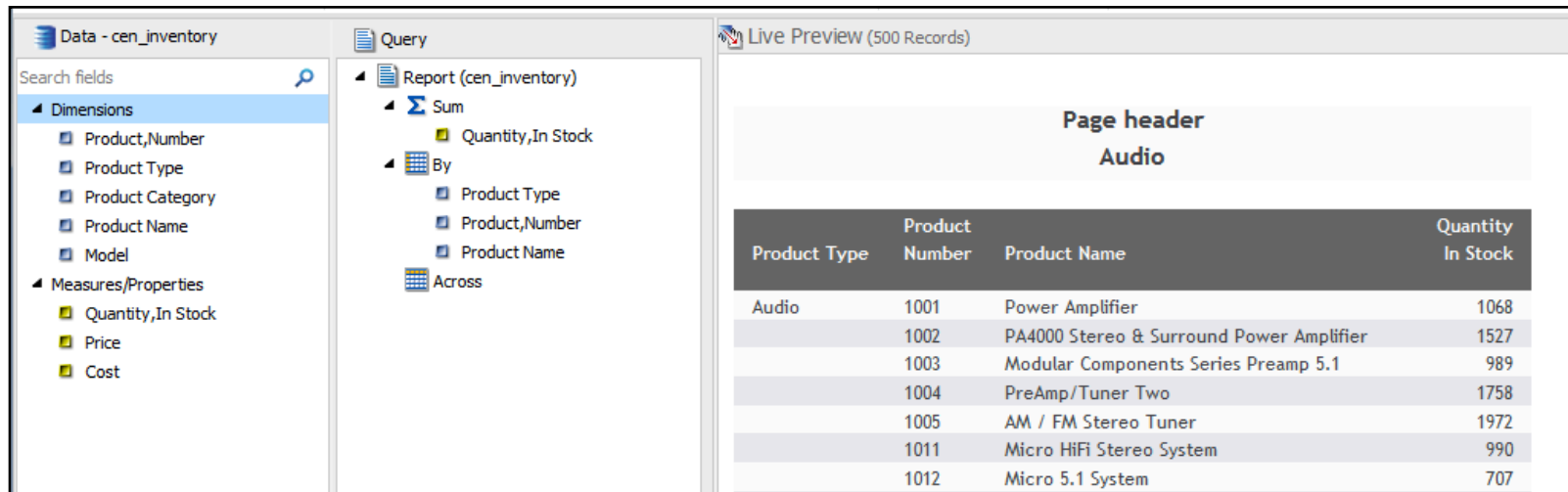


Detailed recreation instructions for simple report using CENTURY ELECTRONICS Inventory file as data source.

1. Create report over the inventory file adding 4 fields as depicted below:



2. Select options for Column totals, page break on Product typer and subtotal by Product type. Under Format, select Table of Contents.

3. Add the words page header and field Product Type to the Page Header area.

Page header <CEN_INVENTORY.CEN_INVENTORY.PRODUCTTYPE

4. Run the report, open the TOC by double-click. Note that report opens to Audio. The word Audio is in both the report and the heading.

Page header Audio

Product Type	Product Number	Product Name	Quantity In Stock
Audio	1001	Power Amplifier	1068
	1002	PA4000 Stereo & Surround Power Amplifier	1527
	1003	Modular Components Series Preamp 5.1	989
	1004	PreAmp/Tuner Two	1758
	1005	AM / FM Stereo Tuner	1972
	1011	Micro HiFi Stereo System	990
	1012	Micro 5.1 System	707
	1013	Home Theater Surround System	573
	1014	Home Theater 5.1 System	961
	1015	Home Theater 7.1 THX System	400
	1021	CD Changer / CD Player	4000
	1022	CD Recorder with 50GB Hard Disc Drive	3444
	1023	400 Disc Super Audio CD Changer	7499
	1024	Digital CD Turntable	1020
	1025	Multichannel Super Audio CD Player	1990
	1031	MP3 Player	7050
	1032	MP3 Player Julebox Hard Drive	9480
	1033	MP3 Digital Audio Computer	3068
	1034	MP3 Digital Audio Computer 4GB	3527
	1035	MP3 Digital Audio Computer 10GB	899
	1041	Audio/Video Receiver	6758
	1042	5.1 Channel Home Theater Receiver 100 WPC	1972
	1043	5.1 Channel Home Theater Receiver 150 WPC	990
	1044	6.1 Channel Home Theater Receiver 100 WPC	707
	1045	7.1 Channel THX Home Theater Receiver	573
	1051	100 Watt Front-Firing Powered Subwoofer	5961
	1052	2-Way Speaker Pair	2300
	1053	3-Way Speaker Pair	4000
	1054	6-Piece Home Theater Speaker System	2444
	1055	7.1-Piece Home Theater Speaker System	1499
Subtotal: Audio			80126

Table of Contents

- Audio
- Camcorders
- Cameras
- Office
- Video
- TOTAL
- View Entire Report
- Remove Table

5. Click on one or more of the other Product type value,S IN THE TOC such as Cameras, Video. Note that each time, the heading changes and data in report body, are in unison.

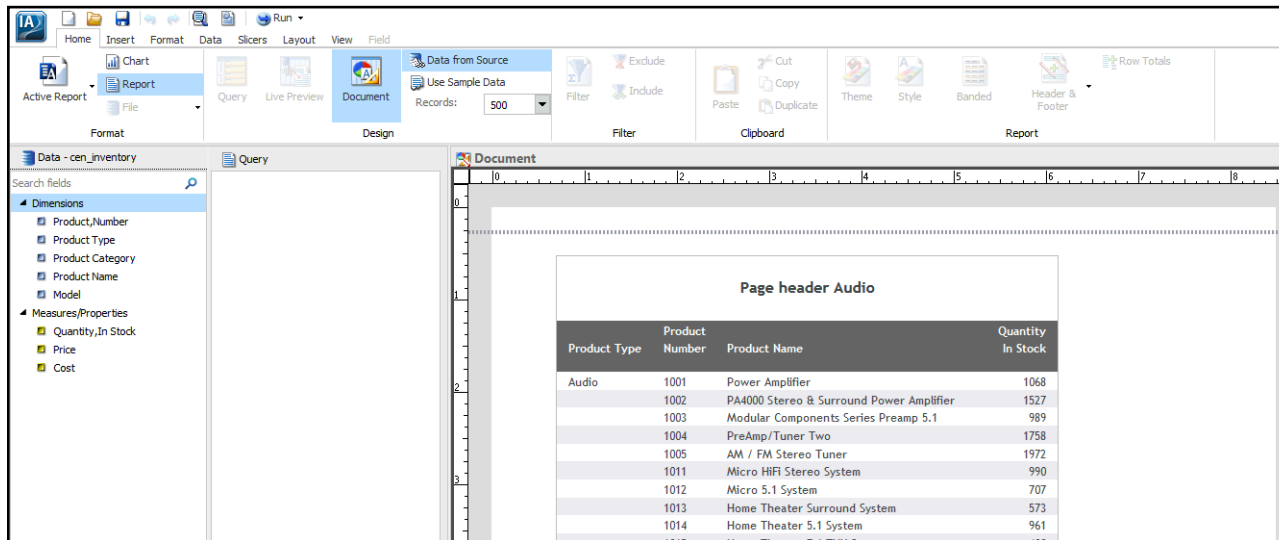
Page header Cameras

Product Type	Product Number	Product Name	Quantity In Stock
Cameras	3001	EasyShot Digital Camera	1244
	3002	EasyShot Ultra Zoom Digital Camera	3494
	3003	EasyShot Wide Zoom Digital Camera	4050
	3004	EasyShot Digital Camera 6.1 Megapixel	490
	3005	EasyShot Digital Camera 8 Megapixel	7000
Subtotal: Cameras			16278

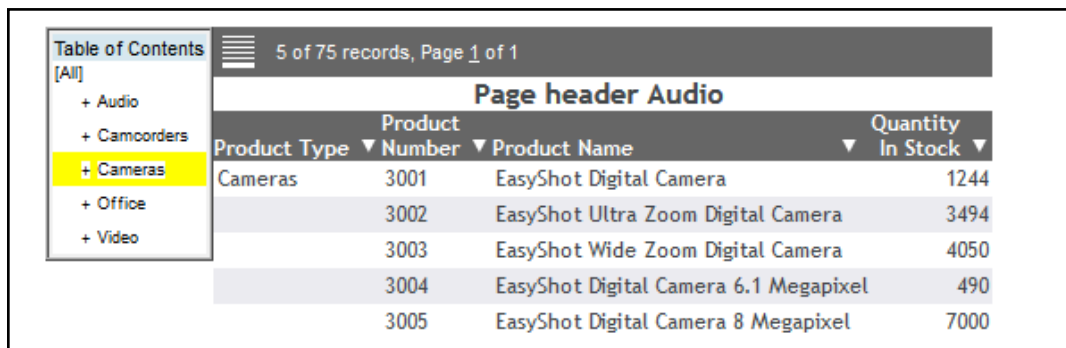
Table of Contents

- Audio
- Camcorders
- Cameras
- Office
- Video
- TOTAL
- View Entire Report (On/Off)
- Remove Table of Contents

6. Now create a document, that will contain the example report inside it. You can select it as a FEX or after Infoassist opens a blank document, use Insert->Existing report and select. Either way, you'll end up with a document containing the same report from above. Change the document type to Active if it isn't already.



7. Run the report document. Note the table of contents selected Audio and data and page header are in unison.



8. Again, as you did above on original report, click one or more TOC entries to change the data. When **Cameras** is clicked inside the report (in a document), the report header still says **Audio**.

Table of Contents [All]				
30 of 75 records, Page 1 of 1				
Page header Audio				
		Product		Quantity
Product Type	Number	Product Name	In Stock	
Audio	1001	Power Amplifier	1068	
	1002	PA4000 Stereo & Surround Power Amplifier	1527	
	1003	Modular Components Series Preamp 5.1	989	
	1004	PreAmp/Tuner Two	1758	
	1005	AM / FM Stereo Tuner	1972	
	1011	Micro HiFi Stereo System	990	
	1012	Micro 5.1 System	707	
	1013	Home Theater Surround System	573	

Table of Contents [All]				
10 of 75 records, Page 1 of 1				
Page header Audio				
		Product		Quantity
Product Type	Number	Product Name	In Stock	
Office	5001	Easyfile Electronic Organizer 8MB Memory	280	
	5002	Easyfile Electronic Organizer 10MB Memory	302	
	5003	Easyvoice Voice Recorder 6 Hours	159	
	5004	Easyvoice Voice Recorder 8 Hours	138	
	5005	Easyvoice VoiceEmail - Digital Recorder	1527	
	5011	Pocket PC Handheld Organizer 32MB Memory	459	
	5012	Pocket PC Handheld Organizer 64MB Memory	352	
	5013	Pocket PC Handheld Organizer 128MB Memory	872	
	5014	Handheld PDA 32MB Memory	285	
	5015	Handheld PDA 64MB Memory	545	

Other requested Information.

WRKPTFGRP, DSPPTF, WRLICINF - PDFs uploaded with this document.

WQ Help->About


<u>IBM Business Intelligence</u>	
Edition:	DB2 Web Query
Product Release:	8.2
Service Pack:	0.2
Package Name:	wq032819a
Release ID:	8202m
Build/GEN Number:	127
Build/GEN Date:	March 28, 2019 6:04:46 PM EDT
Application Server:	SMF WebContainer

Browser help->About - Initially



FIREFOX updated just as I was doing Help->About. No change to WQ performance.

Google Chrome - same issue with WQ document containing report heading doesn't change.



JAVA

